
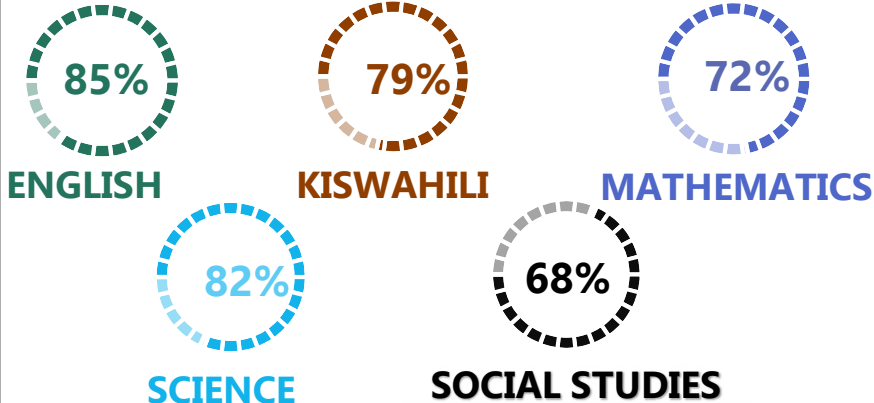






	<h1>MWALIMU ANNA</h1>																																																																																										
REGION: ARUSHA	SCHOOL AVERAGE: 192.9	BAND 3																																																																																									
DISTRICT: KARATU		CATEGORY ABOVE 40																																																																																									
SUBJECT PERFORMANCE ANALYSIS																																																																																											
<table border="1" style="width:100%; border-collapse: collapse;"> <thead> <tr> <th>SUBJECT NAME</th> <th>AVG</th> <th>%</th> <th>RNK</th> </tr> </thead> <tbody> <tr><td>ENGLISH</td><td>42.7</td><td>85%</td><td>1</td></tr> <tr><td>SCIENCE</td><td>40.9</td><td>82%</td><td>2</td></tr> <tr><td>KISWAHILI</td><td>39.3</td><td>79%</td><td>3</td></tr> <tr><td>MATHEMATICS</td><td>36.0</td><td>72%</td><td>4</td></tr> <tr><td>SOCIAL STUDIES</td><td>34.1</td><td>68%</td><td>5</td></tr> </tbody> </table> <table border="1" style="width:100%; border-collapse: collapse;"> <thead> <tr> <th>BOYS/GIRLS PASS RATE</th> <th>STD</th> <th>AVG</th> <th>%</th> </tr> </thead> <tbody> <tr><td>BOYS</td><td>30</td><td>0.40</td><td>40%</td></tr> <tr><td>GIRLS</td><td>45</td><td>0.60</td><td>60%</td></tr> </tbody> </table>	SUBJECT NAME	AVG	%	RNK	ENGLISH	42.7	85%	1	SCIENCE	40.9	82%	2	KISWAHILI	39.3	79%	3	MATHEMATICS	36.0	72%	4	SOCIAL STUDIES	34.1	68%	5	BOYS/GIRLS PASS RATE	STD	AVG	%	BOYS	30	0.40	40%	GIRLS	45	0.60	60%																																																							
SUBJECT NAME	AVG	%	RNK																																																																																								
ENGLISH	42.7	85%	1																																																																																								
SCIENCE	40.9	82%	2																																																																																								
KISWAHILI	39.3	79%	3																																																																																								
MATHEMATICS	36.0	72%	4																																																																																								
SOCIAL STUDIES	34.1	68%	5																																																																																								
BOYS/GIRLS PASS RATE	STD	AVG	%																																																																																								
BOYS	30	0.40	40%																																																																																								
GIRLS	45	0.60	60%																																																																																								
<table border="1" style="width:100%; border-collapse: collapse;"> <thead> <tr> <th colspan="6">GRADE ANALYSIS SUMMARY</th> </tr> <tr> <th>SUBJECT NAME/GRADE</th> <th>A</th> <th>B</th> <th>C</th> <th>D</th> <th>E</th> </tr> </thead> <tbody> <tr><td>MATHEMATICS</td><td>25</td><td>36</td><td>12</td><td>2</td><td>0</td></tr> <tr><td>KISWAHILI</td><td>28</td><td>46</td><td>1</td><td>0</td><td>0</td></tr> <tr><td>ENGLISH</td><td>60</td><td>15</td><td>0</td><td>0</td><td>0</td></tr> <tr><td>SCIENCE</td><td>45</td><td>26</td><td>4</td><td>0</td><td>0</td></tr> <tr><td>SOCIAL STUDIES</td><td>3</td><td>58</td><td>14</td><td>0</td><td>0</td></tr> </tbody> </table> <table border="1" style="width:100%; border-collapse: collapse;"> <thead> <tr> <th>OVERALL GRADE ANALYSIS</th> <th>NO.</th> <th>SEATED</th> <th>%</th> </tr> </thead> <tbody> <tr><td>41- 45</td><td>23</td><td rowspan="3" style="text-align: center;">75</td><td>31%</td></tr> <tr><td>30.5 - 40</td><td>47</td><td>63%</td></tr> <tr><td>20.5 - 30</td><td>5</td><td>7%</td></tr> <tr><td>10.5 - 20</td><td>0</td><td rowspan="2" style="text-align: center;">0</td><td>0%</td></tr> <tr><td>0- 10</td><td>0</td><td>0%</td></tr> </tbody> </table>	GRADE ANALYSIS SUMMARY						SUBJECT NAME/GRADE	A	B	C	D	E	MATHEMATICS	25	36	12	2	0	KISWAHILI	28	46	1	0	0	ENGLISH	60	15	0	0	0	SCIENCE	45	26	4	0	0	SOCIAL STUDIES	3	58	14	0	0	OVERALL GRADE ANALYSIS	NO.	SEATED	%	41- 45	23	75	31%	30.5 - 40	47	63%	20.5 - 30	5	7%	10.5 - 20	0	0	0%	0- 10	0	0%	<table border="1" style="width:100%; border-collapse: collapse;"> <thead> <tr> <th colspan="2">BOYS VS GIRLS PASSRATE (%)</th> </tr> </thead> <tbody> <tr> <td style="text-align: center;"> 40%</td> <td style="text-align: center;"> 60%</td> </tr> <tr> <td colspan="2" style="text-align: center;">OVERALL PERFORMANCE ANALYSIS</td> </tr> <tr><td>REGISTERED</td><td style="text-align: center;">75</td><td style="text-align: center;">100%</td></tr> <tr><td>SEATED</td><td style="text-align: center;">75</td><td style="text-align: center;">100%</td></tr> <tr><td>ABSENTEES</td><td style="text-align: center;">0</td><td style="text-align: center;">0%</td></tr> <tr><td>PASSED</td><td style="text-align: center;">75</td><td style="text-align: center;">100%</td></tr> <tr><td>FAILED</td><td style="text-align: center;">0</td><td style="text-align: center;">0%</td></tr> <tr><td>SCHOOL POSITION</td><td colspan="2" style="text-align: center;">23</td></tr> <tr><td>TOTAL SCHOOLS</td><td colspan="2" style="text-align: center;">57</td></tr> </tbody> </table>	BOYS VS GIRLS PASSRATE (%)		 40%	 60%	OVERALL PERFORMANCE ANALYSIS		REGISTERED	75	100%	SEATED	75	100%	ABSENTEES	0	0%	PASSED	75	100%	FAILED	0	0%	SCHOOL POSITION	23		TOTAL SCHOOLS	57	
GRADE ANALYSIS SUMMARY																																																																																											
SUBJECT NAME/GRADE	A	B	C	D	E																																																																																						
MATHEMATICS	25	36	12	2	0																																																																																						
KISWAHILI	28	46	1	0	0																																																																																						
ENGLISH	60	15	0	0	0																																																																																						
SCIENCE	45	26	4	0	0																																																																																						
SOCIAL STUDIES	3	58	14	0	0																																																																																						
OVERALL GRADE ANALYSIS	NO.	SEATED	%																																																																																								
41- 45	23	75	31%																																																																																								
30.5 - 40	47		63%																																																																																								
20.5 - 30	5		7%																																																																																								
10.5 - 20	0	0	0%																																																																																								
0- 10	0		0%																																																																																								
BOYS VS GIRLS PASSRATE (%)																																																																																											
 40%	 60%																																																																																										
OVERALL PERFORMANCE ANALYSIS																																																																																											
REGISTERED	75	100%																																																																																									
SEATED	75	100%																																																																																									
ABSENTEES	0	0%																																																																																									
PASSED	75	100%																																																																																									
FAILED	0	0%																																																																																									
SCHOOL POSITION	23																																																																																										
TOTAL SCHOOLS	57																																																																																										

INDEX	NAME	SEX	MATHEMATICS	KISWAHILI	ENGLISH	SCIENCE	SOCIAL STUDIES	TOTAL	AVERAGE	OVR GRADE	SCH POSITION	OVERALL POSITION					
1	DAUDI ELIUS MOLLEL	M	48	A	44	A	45	A	49	A	43	A	229	46	A	1	355
2	PIUS REJINALD JOHN	M	45	A	44	A	46	A	49	A	41	A	225	45	A	2	592
3	EMMANUEL SAMWEL RAJABU	M	43	A	45	A	46	A	50	A	40	B	224	45	A	3.5	671
4	MESHACK VEDASTO HINJUSON	M	46	A	44	A	43	A	50	A	41	A	224	45	A	3.5	671
5	MNAYA MBARAKA MADENGE	M	47	A	44	A	47	A	47	A	38	B	223	45	A	5	745.5
6	ERNEST KANUT ERNEST	M	44	A	42	A	46	A	49	A	37	B	218	44	A	6.5	1088.5
7	DOREEN DANIEL EMME	F	43	A	43	A	45	A	48	A	39	B	218	44	A	6.5	1088.5
8	JOSHUA RINGO JOSEPH	M	44	A	44	A	44	A	47	A	38	B	217	43	A	8	1155.5
9	MARIAM GODSON LAIZER	F	41	A	40	B	48	A	46	A	39	B	214	43	A	9	1357.5
10	DOREEN AHIMIDIWE TEMI	F	42	A	43	A	43	A	46	A	38	B	212	42	A	10	1494.5
11	HALIMA OMARY JUMA	F	39	B	42	A	46	A	45	A	39	B	211	42	A	12	1562
12	SILVIA JOHN MZAVA	F	41	A	42	A	44	A	48	A	36	B	211	42	A	12	1562
13	TOTOI LAHAIK LAIZER	F	41	A	46	A	47	A	42	A	35	B	211	42	A	12	1562
14	CALISTER HOSEA VICENT	F	38	B	42	A	45	A	47	A	38	B	210	42	A	14	1639.5
15	JOSHUA ROBERT MALYA	M	43	A	40	B	45	A	47	A	34	B	209	42	A	15	1707.5
16	MOHAMED RAMADHAN MBUA	M	40	B	40	B	48	A	42	A	38	B	208	42	A	16.5	1771.5
17	WASLA HUSSEIN MUSSA	F	41	A	41	A	46	A	43	A	37	B	208	42	A	16.5	1771.5
18	CAREEN AUGUSTINO MINJA	F	45	A	40	B	41	A	43	A	38	B	207	41	A	18.5	1843.5
19	NAOMI MOINGA OLELENGINE	F	41	A	41	A	46	A	45	A	34	B	207	41	A	18.5	1843.5
20	LENGINE SAMWEL PURKO	M	42	A	36	B	44	A	44	A	40	B	206	41	A	20	1909.5
21	MAGRETH EMMANUEL HIRIKA	F	37	B	45	A	46	A	43	A	34	B	205	41	A	21	1973
22	MONICA CHRISTOPHER MOLLEL	F	43	A	42	A	42	A	45	A	32	B	204	41	A	22.5	2037
23	RECHO BATUEL NGULO	F	39	B	42	A	40	B	44	A	39	B	204	41	A	22.5	2037
24	JOAN HADSON MERO	F	42	A	39	B	44	A	42	A	35	B	202	40	B	24	2176.5
25	BIBIANA PETER KISOKA	F	41	A	41	A	40	B	44	A	35	B	201	40	B	26	2242

INDEX	NAME	SEX	MATHEMATICS	KISWAHILI	ENGLISH	SCIENCE	SOCIAL STUDIES	TOTAL	AVERAGE	OVR GRADE	SCH POSITION	OVERALL POSITION					
26	JACKLINE JAPHET JONATHAN	F	34	B	42	A	41	A	45	A	39	B	201	40	B	26	2242
27	JASCA ISAAK ZAKAYO	F	41	A	40	B	41	A	44	A	35	B	201	40	B	26	2242
28	FABIAN DANIEL NGUWA	M	32	B	42	A	44	A	45	A	37	B	200	40	B	28	2306
29	ANGEL MEIKAS LAIZER	F	41	A	37	B	42	A	41	A	38	B	199	40	B	30.5	2373
30	MIRIAM JUMA MOHAMMED	F	40	B	42	A	41	A	40	B	36	B	199	40	B	30.5	2373
31	REHEMA HARUN MACHA	F	36	B	37	B	45	A	44	A	37	B	199	40	B	30.5	2373
32	SHAKILA KASSIM NOEL	F	37	B	40	B	43	A	43	A	36	B	199	40	B	30.5	2373
33	AYUBU JOHN BAYO	M	33	B	39	B	45	A	46	A	35	B	198	40	B	34	2436
34	SULEIMAN HUSSEIN HAMIS	M	38	B	41	A	42	A	43	A	34	B	198	40	B	34	2436
35	WILBERT GEORGE LOHAY	M	33	B	38	B	43	A	46	A	38	B	198	40	B	34	2436
36	EUNICE EDWARD SIRONGA	F	41	A	40	B	44	A	37	B	35	B	197	39	B	36.5	2496.5
37	JUDITH JABIR HARUNA	F	37	B	43	A	44	A	43	A	30	C	197	39	B	36.5	2496.5
38	PHILEMON POLLA	M	35	B	35	B	46	A	41	A	39	B	196	39	B	38.5	2555
39	UPENDO DANIEL MOHAMED	F	37	B	36	B	47	A	41	A	35	B	196	39	B	38.5	2555
40	MARTIN JOSEPHAT KUBENA	M	38	B	40	B	41	A	38	B	38	B	195	39	B	41	2614.5
41	ANGEL MOSSES SEKI	F	41	A	40	B	43	A	35	B	36	B	195	39	B	41	2614.5
42	NOREEN ZACHARIA KIMALI	F	37	B	40	B	46	A	41	A	31	B	195	39	B	41	2614.5
43	RENALDA DOMINICK TANGO	F	38	B	39	B	43	A	39	B	34	B	193	39	B	43	2725
44	MIRIUM ROCKY MARKO	F	38	B	43	A	44	A	36	B	31	B	192	38	B	44.5	2777.5
45	VAILETH ALEX MBUGUSI	F	28	C	40	B	45	A	46	A	33	B	192	38	B	44.5	2777.5
46	LAWRANCE FRANK MINJA	M	27	C	42	A	40	B	45	A	36	B	190	38	B	46.5	2884
47	ABIGAEL MZENGI DAUD	F	33	B	38	B	41	A	41	A	37	B	190	38	B	46.5	2884
48	JOVIN HADSON MERO	M	34	B	39	B	42	A	42	A	32	B	189	38	B	49	2931.5
49	SOPHIA HUSSEIN MANDIA	F	39	B	36	B	40	B	45	A	29	C	189	38	B	49	2931.5
50	VANESA STEVEN MFUKO	F	41	A	34	B	45	A	40	B	29	C	189	38	B	49	2931.5

INDEX	NAME	SEX	MATHEMATICS		KISWAHILI		ENGLISH		SCIENCE		SOCIAL STUDIES		TOTAL	AVERAGE	OVR GRADE	SCH POSITION	OVERALL POSITION
51	HONEST BENJAMIN TLUWAY	M	33	B	35	B	44	A	43	A	33	B	188	38	B	51	2987
52	COLLIN PASCHAL SAFARI	M	33	B	42	A	39	B	38	B	35	B	187	37	B	52	3046
53	STELLA HEBRON KIPIKO	F	30	C	38	B	36	B	43	A	38	B	185	37	B	53	3166
54	FRANK PETER SHOO	M	33	B	41	A	43	A	34	B	33	B	184	37	B	54.5	3221
55	VAILETH FELIX WILBROAD	F	35	B	36	B	45	A	38	B	30	C	184	37	B	54.5	3221
56	CAREEN DANIEL PHILBERT	F	35	B	35	B	45	A	36	B	32	B	183	37	B	57	3271
57	CAREEN ISAAK MWASEBA	F	40	B	37	B	42	A	36	B	28	C	183	37	B	57	3271
58	NAMNYAKI EDWARD MOLLEL	F	36	B	39	B	41	A	36	B	31	B	183	37	B	57	3271
59	FAUSTA DAHAYA LULU	F	32	B	37	B	38	B	38	B	34	B	179	36	B	59	3471.5
60	CAREEN RAYMOND MINJA	F	38	B	33	B	44	A	29	C	33	B	177	35	B	60	3558
61	EDGAR TELLA MARTIN	M	30	C	40	B	37	B	36	B	32	B	175	35	B	61.5	3651.5
62	NANARE SELE LAIZER	F	28	C	37	B	42	A	35	B	33	B	175	35	B	61.5	3651.5
63	AMINA RAMADHAN SWALEHE	F	25	C	36	B	42	A	40	B	31	B	174	35	B	63	3698.5
64	POSTIGA ISSA SAKATE	M	32	B	37	B	33	B	39	B	32	B	173	35	B	64	3744
65	ELIENEZER RUBEN MWETEN	M	25	C	36	B	40	B	38	B	33	B	172	34	B	65.5	3787
66	MIRIUM RAMADHAN ALFAN	F	33	B	40	B	35	B	31	B	33	B	172	34	B	65.5	3787
67	LUCY FIAY BAHA	F	31	B	39	B	42	A	32	B	27	C	171	34	B	67	3832
68	STELLA YUSUPH MPANDA	F	25	C	39	B	45	A	35	B	26	C	170	34	B	68	3872.5
69	NELSON GODFREY MZAVA	M	31	B	34	B	35	B	37	B	27	C	164	33	B	69	4104.5
70	MWASIAN MARK MWAKANGALE	M	21	C	37	B	42	A	35	B	28	C	163	33	B	70	4145
71	JUMA ISMAEL	M	26	C	36	B	36	B	24	C	30	C	152	30	C	71.5	4536
72	VEDASTUS CLEMENCE KAMWELE	M	21	C	36	B	37	B	36	B	22	C	152	30	C	71.5	4536
73	JOSHUA MWAKA JOSEPH	M	20	D	35	B	36	B	34	B	21	C	146	29	C	73	4721.5
74	MAGDALENA JUMA KASEJA	F	27	C	23	C	44	A	22	C	27	C	143	29	C	74	4803
75	BUSHOKE BONIFACE JOSEPHAT	M	15	D	31	B	42	A	28	C	24	C	140	28	C	75	4868.5